

## **ANNUAL ACCOUNTABILITY SUB-REPORT ON THE UNIVERSITY OF CALIFORNIA ADMISSIONS AND ENROLLMENTS**

This is the third Annual Accountability Sub-Report on Admissions and Enrollments. A report on the outcomes of the 2012 admissions cycle will be provided to the full Board in September. This briefing will look at the impact of the budget on the enrollment of California freshmen, transfer students from the California community colleges, and nonresident undergraduates.

### **EXECUTIVE SUMMARY**

The University of California's undergraduate admissions policy seeks to enroll a student body that exhibits "high academic achievement, or exceptional personal talent, and that encompasses the broad diversity of cultural, racial, geographic, and socioeconomic backgrounds characteristic of California" (Regents Policy 2102: Policy on Undergraduate Admissions). The budget crisis of recent years has had an impact on access for students.

- The University's ability to enroll California students has not kept pace with demand.
  - While applications for freshmen admission from California students rose from 74,509 to 85,187 (14.3%) between fall 2007 and fall 2011, the number of newly enrolled students actually shrank from 33,577 to 32,114 (decrease of 4.4%).
  - While applications for transfer admission to UC from California students rose from 18,259 to 28,412 (55.6%) between fall 2007 and fall 2011, the number of newly enrolled students rose from 11,107 to 14,360 (increase of 29.3%). This is due, in part, to President Yudof's initiative to increase the number of new transfer students at the same time that new freshmen enrollment was curtailed.
- Campuses have become more selective, which means making offers of admission to a smaller proportion of their applicants.
- However, the University has been able to continue to offer the opportunity to be admitted to all students meeting minimum criteria for guaranteed admission, although not always to a campus to which they applied.
- UC campuses continue to enroll over 11,400 undergraduates for whom no state funding is received.
- While enrollment of California students is constrained by the funding available from the State, UC campuses have capacity to enroll additional students. Nonresident domestic and international student enrollment has risen in recent years, although the proportion of nonresident undergraduate enrollment is still much less than at comparable institutions.

March 2012

### MAINTAINING ACCESS FOR CALIFORNIA FRESHMEN

Over the past five years, the number of applications for fall freshmen admission from California residents has risen from 74,509 to 85,187 – a 14.3% increase. In response to budget cuts, new freshmen enrollment was curtailed for fall 2009 and fall 2010. The resulting enrollment of new California freshmen in 2011 (32,114) was 4.4% lower than enrollment in 2007 (see Figure 1). Despite these reductions, the University continues to enroll 11,400 California residents for whom it receives no funding.

Nevertheless, the University was able to offer admission to all students who met systemwide eligibility. In doing so, however, fewer students were offered admission at a campus of choice and were instead offered a space at a campus that had the capacity to accommodate additional students. Beginning with the fall 2011 cycle, this has been at the Merced campus.

Figure 1: California Freshmen Applicants and Enrollees, Systemwide Fall 2007 to Fall 2011

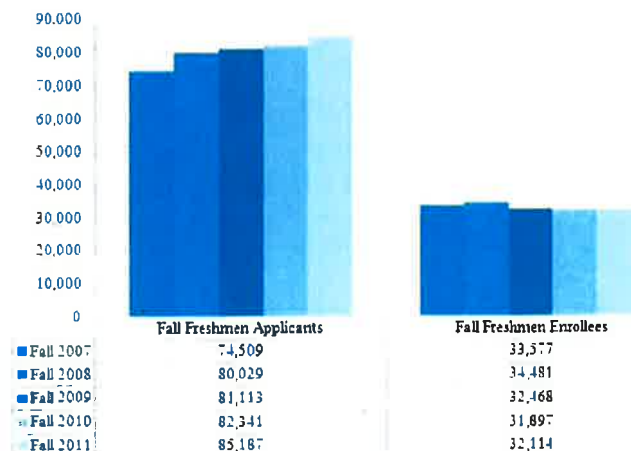


Figure 2 to the right shows the admission rates – the percent of applicants offered admission – by campus during the last five-years. As can be seen, campuses generally became more selective over this time period. In other words, each campus denied admission to a greater share of applicants in order to keep their enrollment in line with funding.

Figure 2: Admission Rates for California Freshmen (Percent of Applicants Offered Admission) 2007-2011<sup>1</sup>

	2007	2008	2009	2010	2011
Berkeley	30.8%	27.7%	29.6%	24.7%	24.1%
Davis	58.9%	52.7%	47.5%	45.9%	45.5%
Irvine	56.0%	49.2%	44.8%	45.2%	44.0%
Los Angeles	23.8%	22.3%	21.6%	21.2%	22.7%
Merced	89.7%	91.1%	91.9%	89.1%	88.9%
Riverside	87.5%	85.4%	84.9%	77.2%	65.3%
San Diego	42.4%	41.6%	38.1%	36.8%	31.9%
Santa Barbara	54.9%	49.7%	48.3%	44.9%	43.3%
Santa Cruz	82.3%	73.2%	64.0%	64.5%	67.8%

As outlined in the Accountability Sub-Report on Diversity, the proportion of new students from underrepresented minority groups has increased modestly during this same period of time. UC continues to take action to mitigate diversity gaps among its undergraduate population. In 2009, the Regents adopted a change to freshman admissions to give more high-achieving students the chance to apply to UC and receive a full review of their applications. The new policy is in effect for applicants for fall 2012. A full report on the outcomes will be presented to the Regents in September of 2012. Initial analyses of the applicant pool suggest outcomes that are consistent with the goals of the new policy.

<sup>1</sup> Rates include spring roll-over students at Berkeley and San Diego, as well as referral students at Merced.

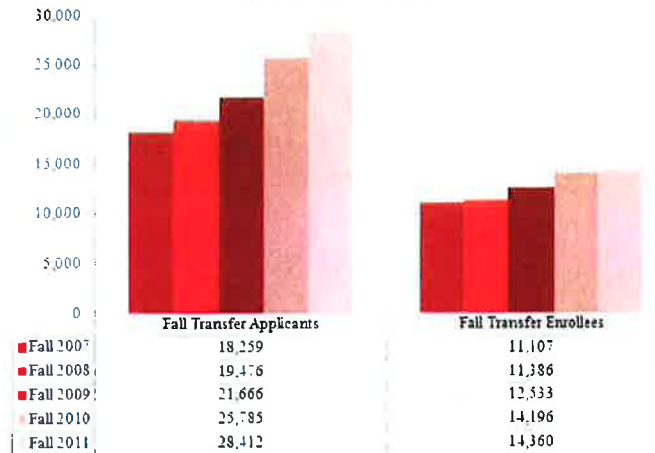
March 2012

### MAINTAINING ACCESS FOR CALIFORNIA TRANSFERS

During the same time period, the number of applications from resident California community college (CCC) students for fall admission rose from 18,259 to 28,412 – a 55.6% increase. Under President Yudof’s leadership, the University made a concerted effort to increase its accommodation of transfer applicants, and enrollment of new resident CCC students rose from 11,107 to 14,360 (increase of 29.3%) between these years (see Figure 3).

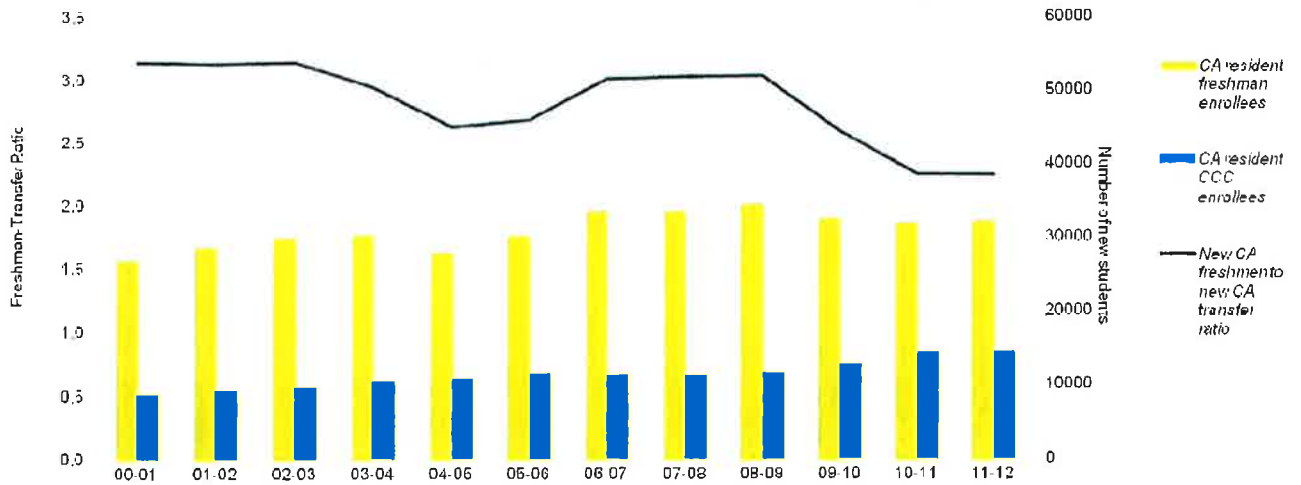
As with freshmen admission, the University found a space in the system through its referral process for all eligible California transfers. However, campuses were also forced to be more selective given that the enrollment growth did not keep pace with the growth in applicants.

Figure 3: California Resident CCC Applicants and Enrollees, Systemwide 2007 to 2011



The number of transfer students that the University aims to enroll is also guided by the Master Plan, which calls for UC to maintain a 60:40 ratio of upper-division (junior- and senior-level) to lower-division (freshmen- and sophomore-level) students. Students transferring to the upper-division from the CCC’s are crucial to maintaining this balance. In order to meet this ratio, UC has set as a goal to enroll two new freshmen for each new transfer student. Figure 4 below summarizes this ratio over the past five years.

Figure 4: New freshman to new transfer ratios, Universitywide 2000–01 to 2011–12



March 2012

### EXPANDING ENROLLMENT OF NONRESIDENT STUDENTS

As discussed above, cuts to the University’s budget have placed limits on the number of California students that campuses can enroll. However, campuses continue to have the physical and instructional capacity to accommodate additional students and they have done so (Figure 5).

Out-of-state and international students bring a diverse set of perspectives. In addition, the nonresident tuition that these students pay on top of their in-state charges produces revenue that not only covers the cost of their education, but can be used to enhance the education of California students.

In 2010, the UC Commission on the Future recommended that nonresident domestic and international undergraduate enrollment be capped at ten percent systemwide. Even with recent increases in newly enrolling nonresidents at some campuses, UC is not

likely to reach this cap for several years. It is important to note that this cap is far below the proportion of out-of-state undergraduates at other comparable institutions. Figure 6 below shows nonresident students as a percentage of total undergraduate enrollment for UC, non-UC public American Association of University (AAU) institutions, and private AAU institutions.

Figure 5: Nonresident Applicants and Enrollees, Systemwide Fall 2007 to Fall 2011

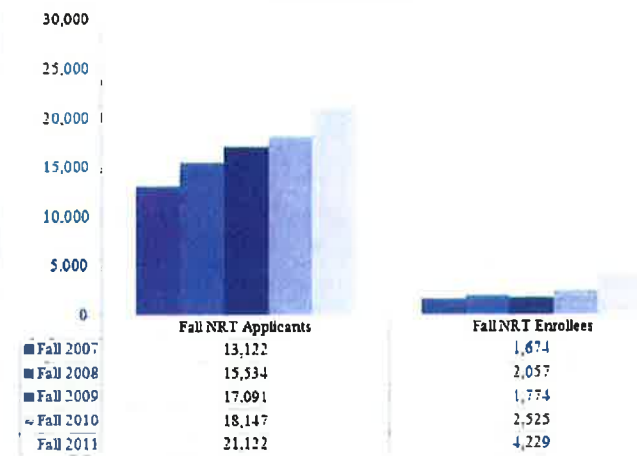


Figure 6: Geographic origin of entering freshmen - UC and comparison institutions

